



<b>General Information (Origin of Request)</b>		
<input type="checkbox"/> User Requirements (URD) <input checked="" type="checkbox"/> Other User Functional or Technical Documentation (SYS)		
<b>Request raised by:</b> 4CB	<b>Institute:</b> 4CB	<b>Date raised:</b> 04.11.2016
<b>Request title:</b> Multiplex Editorial Change Request on GFS, UDFS and UHB		<b>Request ref. no:</b> T2S 0639 SYS
<b>Request type:</b> Common		<b>Urgency:</b> Normal
<b>1. Legal/business importance parameter:</b> Low	<b>2. Market implementation efforts parameter:</b> Low	
<b>3. Operational/Technical risk parameter:</b> Low	<b>4. Financial impact parameter:</b> No cost impact	
<b>Requestor Category:</b> 4CB	<b>Status:</b> Authorised at Steering Level	

**Description of requested change:**

Editorial changes regarding GFS v5.2, UDFS v2.2 and UHB v2.2.

**Reason for change and expected benefits/business motivation:**

The Editorial changes listed below are either related to GFS v5.2 or UDFS/UHB v2.2. Their incorporation into the GFS v5.2 or UDFS/UHB v2.2 is required for clarifying the documentation underlying the software.

Please note that the changes referring to UDFS v2.2 will also be reflected, when relevant, into the schema documentation published in MyStandards.

- 1 EUROSISTEM UPDATE: page 520 (GFS-Chapter 3.6.7.3 Processing of UC-LT-3: Execution of Liquidity Transfers from RTGS to T2S), page 551 (UDFS-Chapter 1.6.2.1.3 Liquidity Transfer Process), page 1710 (UDFS-Chapter 4.1 Index of Business Rules and Error Codes), page 2101 (UHB-Chapter 6.4.2.92 Immediate Liquidity Transfer Order – New Screen); Follow-up of CR 617..... 2
- 2 EUROSISTEM UPDATE: page 338 (UDFS-Chapter 1.6.1.7 Instructions Recycling); Clarification on recycling process for pending instructions and recycling period ..... 4
- 3 EUROSISTEM UPDATE: pages 768ff. (UDFS-Chapter 1.6.5.7.6 Billing Data Collection Process); Follow-up of CR 597 ..... 7
- 4 EUROSISTEM UPDATE [INC 190426]: page 1258 (UDFS-Chapter 3.3.5.1.1 Overview and scope of the message); Clarification regarding BAH ..... 7
- 5 EUROSISTEM UPDATE: page 477 (UHB-Chapter 2.4.1.18 Available Report - Statement of Settled Intra-Position Movements - Details Screen); Follow-up of CR 549 ..... 8
- 6 EUROSISTEM UPDATE [T2SQ-4753]: page 562 (UHB-Chapter 2.4.2.6 Inbound Messages – Search/List Screen); Correction of default value ..... 8
- 7 EUROSISTEM UPDATE [PBI-161168]: pages 773-776 (UHB-Chapter 2.5.4.3 CMB – New/Edit Screen), page 1995 (UHB-Chapter 6.4.2.54 CMB – New/Edit Screen); Inclusion of Business Rule ..... 8
- 8 EUROSISTEM UPDATE [PBI-161300]: pages 870-872 (UHB-Chapter 2.5.6.4 Grant/Revoke Cross-System Entity Object Privilege – Details Screen), page 872 (UHB-Chapter 2.5.6.5 Grant/Revoke Cross-System Entity Object Privilege – New/Edit Screen); Clarification regarding cross-border privilege granting ..... 10

9 EUROSYSYSTEM UPDATE [PBI-159518]: page 916 (UHB-Chapter 2.5.6.14 Roles – Search/List Screen), page 2289 (UHB-Chapter 6.4.2.147 Roles – Search/List Screen); Inclusion of Business Rule DRD6050..... 11

10 EUROSYSYSTEM UPDATE [T2SQ-4789]: pages 1011-1012 (UHB-Chapter 2.5.8.3 Routing – New/Edit Screen); Clarification regarding routing configuration..... 12

11 EUROSYSYSTEM UPDATE [SDD-PBR-0008; T2SQ-4788]: page 2360 (UHB-Chapter 6.4.2.168 Security CSD Link – Details Screen), page 2368 (UHB-Chapter 6.4.2.170 Security CSD Links – Search/List Screen); Amendment of Business Rule Description ..... 13

**Proposed wording for the Change request:**

**1 EUROSYSYSTEM UPDATE: page 520 (GFS-Chapter 3.6.7.3 Processing of UC-LT-3: Execution of Liquidity Transfers from RTGS to T2S), page 551 (UDFS-Chapter 1.6.2.1.3 Liquidity Transfer Process), page 1710 (UDFS-Chapter 4.1 Index of Business Rules and Error Codes), page 2101 (UHB-Chapter 6.4.2.92 Immediate Liquidity Transfer Order – New Screen); Follow-up of CR 617**

The hint to Inbound Liquidity Transfers will be added as this is the only Liquidity Transfers that are subject to parking. Additionally all abbreviations are substituted by the long form.

\*The wording proposal is based on the updates included in [T2S-0617-SYS](#) (Handling Liquidity Transfers with future value date)

GFS-Chapter 3.6.7.3 Processing of UC-LT-3: Execution of Liquidity Transfers from RTGS to T2S, page 520

**Processing**

Upon successful technical validations in the Interface, the Liquidity Operations module in the Liquidity Management domain carries out several Business Validations. It is checked if for example:

- the instructing party, T2S Dedicated Cash Accounts are existing and active in Static Data;
- all mandatory fields for Liquidity Transfers are filled;
- the currency is eligible as T2S settlement currency and is the same as the currency of the T2S Dedicated Cash Accounts involved<sup>1</sup>;
- there is no duplicate submission of the incoming Liquidity Transfer;
- the RTGS System/ Operator instructing the Liquidity Transfer has sufficient privileges to instruct on the RTGS Dedicated Transit Account to be debited.

<sup>1</sup> In case the business day change is delayed or T2S has a currency specific closing date incoming Inbound Liquidity Transfers ~~LTs~~ will be parked until the next business day for the specified currency is reached.

UDFS-Chapter 1.6.2.1.3 Liquidity Transfer Process, page 551

- Any Liquidity Transfer arriving in T2S after the Business date change and prior to the Liquidity Transfer cut-off is processed; otherwise the incoming Liquidity Transfer is rejected;
- In case of delays in the Start of Day ~~SOD~~, incoming Inbound Liquidity Transfers ~~LTs~~ will be parked until the new business date is reached.
- The Value Date of the incoming Inbound, Internal or Outbound Liquidity Transfer should be identical to the current Business Day;
- In case of a currency specific closing date the incoming Inbound Liquidity Transfers ~~LTs~~ will be parked until the next currency specific opening date is reached.

UDFS-Chapter 4.1 Index of Business Rules and Error Codes, page 1710

BR NAME	DESCRIPTION	INBOUND MESSAGE	REPLY MESSAGE	CODE USE	REASON CODE	ERROR TEXT
LLCI009	Any Liquidity	camt.050	camt.025		L013	LT sent

Transfer arriving in T2S after the Business date change and prior to the Liquidity Transfer cut-off is processed, otherwise the incoming Liquidity Transfer will be rejected. In case of delays in the Start of Day SOD incoming Inbound Liquidity Transfers LTs will be parked until the new business date is reached.

between Liquidity Transfer cut off and Business Date Change.

BR NAME	DESCRIPTION	INBOUND MESSAGE	REPLY MESSAGE	CODE USE	REASON CODE	ERROR TEXT
LLCI011	The Value Date of the incoming Inbound, internal or outbound Liquidity Transfer should be identical with the current Business Day In case of a currency specific closing date the incoming <u>Inbound Liquidity Transfers LTs</u> will be parked until the next currency specific opening date is reached.	camt.050	camt.025		L017	Value Date of Inbound, internal or outbound LT differs from current Business Day.

UHB-Chapter 6.4.2.92 Immediate Liquidity Transfer Order – New Screen, page 2101 (References for Error Messages)

Reference for error message	Field or Button	Error Text	Description
-----------------------------	-----------------	------------	-------------

LLCI009

I Submit button

LT sent between Liquidity Transfer cut off and Business Date Change.

Any Liquidity Transfer arriving in T2S after the Business date change and prior to the Liquidity Transfer cut-off is processed; otherwise the incoming Liquidity Transfer will be rejected. In case of delays in the Start of Day SOD incoming Inbound Liquidity Transfers LTs will be parked until the new business date is reached.

## 2 EUROSYSTEM UPDATE: page 338 (UDFS-Chapter 1.6.1.7 Instructions Recycling); Clarification on recycling process for pending instructions and recycling period

In the UTSG telco held on the 20<sup>th</sup> of May 2016 it was requested to provide some clarity as regards how the recycling process works in T2S and what the recycling period means in terms of cancelling pending instructions. Hence, a clarification note was prepared to provide a detailed description of how the recycling process is calculated in T2S.

The information included in the UTSG note also needs to be included in the UDFS for clarification purpose.

UDFS-Chapter 1.6.1.7 Instructions Recycling, page 338

.....

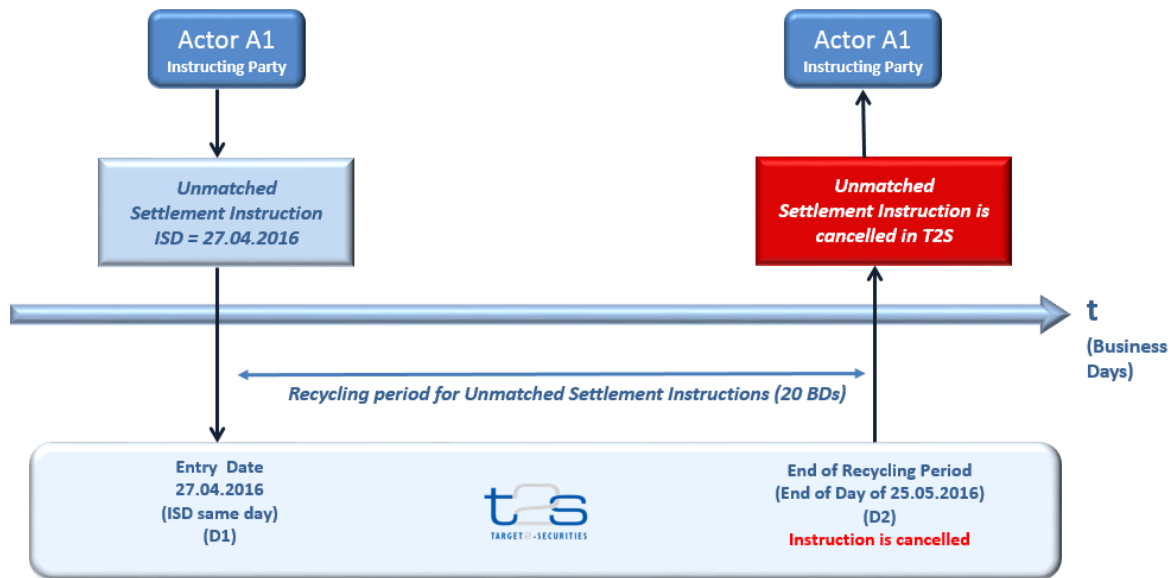
T2S calculates the recycling period applicable to a pending instruction as follows:

At EoD process, T2S cancels all instructions that have reached their recycling period. The recycling period is considered as reached when: The difference between "D1" (latest date between the ISD and the business day of the last status change of the instruction) and "D2" (current business date) equals the number of business days defined for the applicable recycling period.

Once the recycling period is reached, T2S stops recycling the instruction, leading to the automatic cancellation of the instruction in the system and sending of the corresponding status notification to the T2S Actors. Nevertheless, until the EoD the instruction is still processed as normal throughout the whole business day.

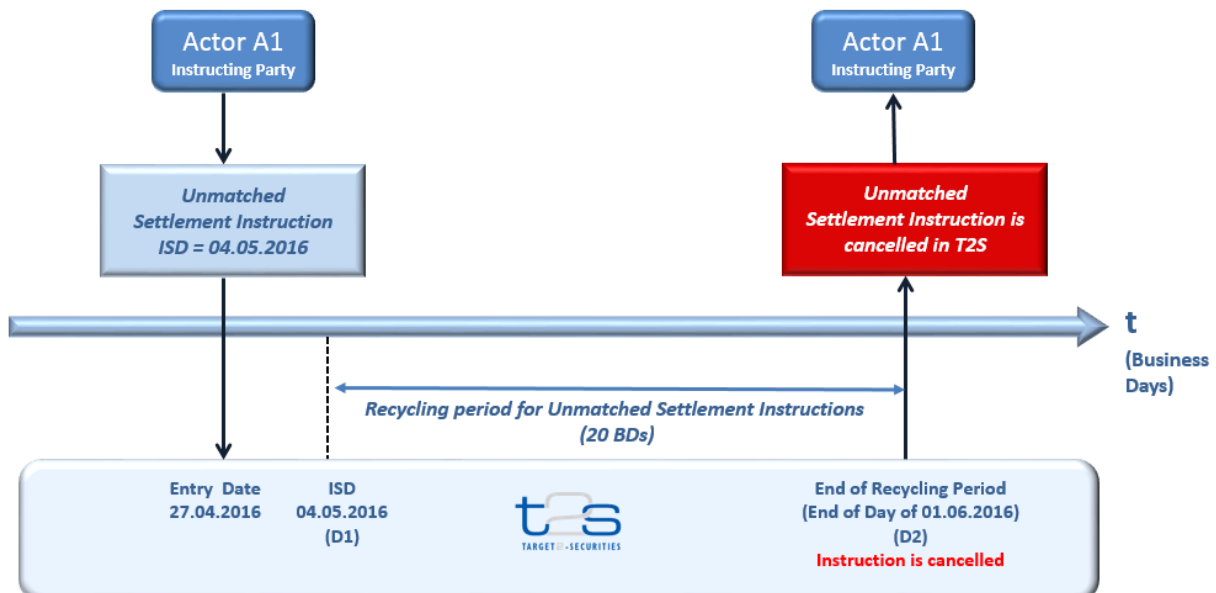
The following examples consider the standard value defined for the parameter of "recycling period for unmatched instructions".

DIAGRAM XX RECYCLING PERIOD FOR UNMATCHED SETTLEMENT INSTRUCTIONS (ENTRY DATE THE SAME DAY OF ISD AND WITHOUT ANY STATUS UPDATE DURING ITS LIFECYCLE)



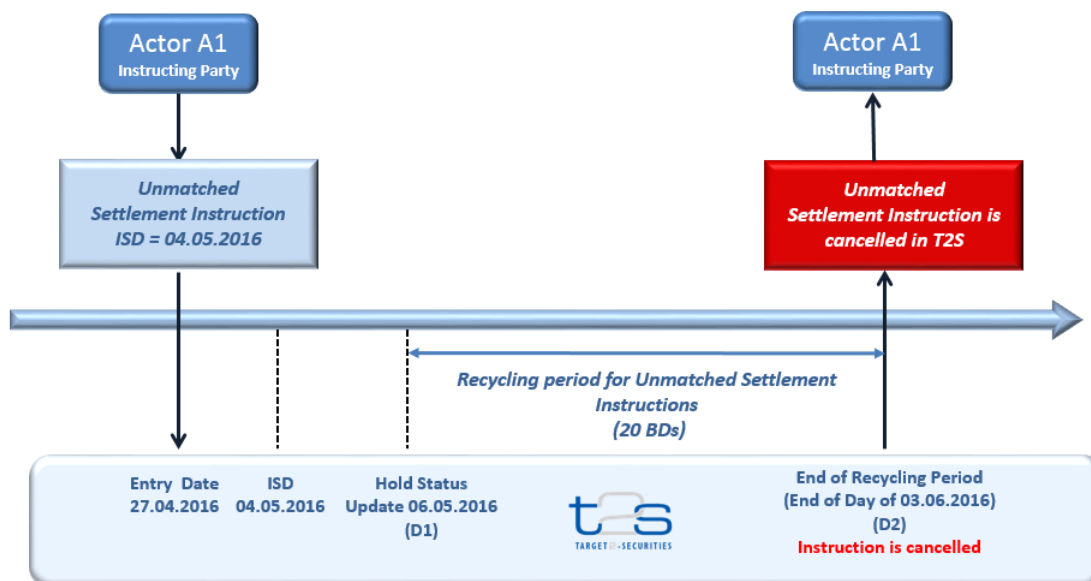
A Settlement Instruction enters in T2S on business day 27.04.2016 as unmatched and with ISD same day (27.04.2016). There is no status update after its acceptance. As entry date is the same as both ISD and last status update, i.e. 27.04.2016, the end of the recycling period will be reached on 25.05.2016, therefore the Settlement Instruction will be cancelled at the EOD of 25.05.2016 (Since 25.05.2016 - 27.04.2016 = 20 business days).

DIAGRAM XX - RECYCLING PERIOD FOR UNMATCHED SETTLEMENT INSTRUCTIONS (ISD IN THE FUTURE AND WITHOUT ANY STATUS UPDATE DURING ITS LIFECYCLE)



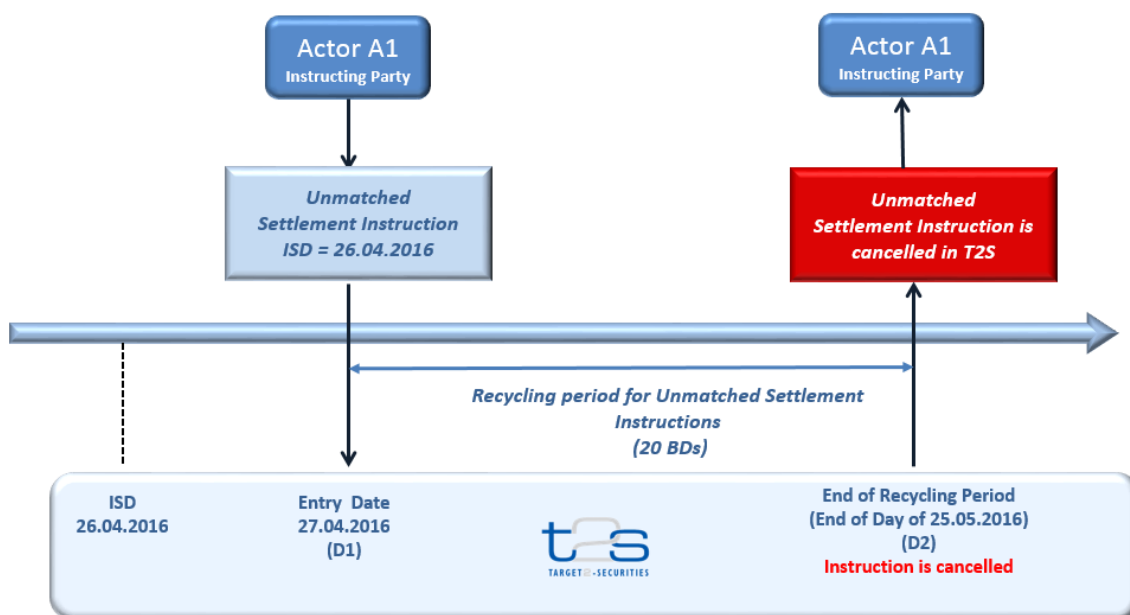
A Settlement Instruction enters in T2S on business day 27.04.2016 as unmatched with ISD in the future (04.05.2016). There is a status update neither after its acceptance nor after ISD. As ISD is later than the Entry Date, the end of the recycling period will be reached on 01.06.2016, therefore the settlement instruction will be cancelled at the EOD of 01.06.2016 (Since 01.06.2016 – 04.05.2016 = 20 business days).

DIAGRAM XX - RECYCLING PERIOD FOR UNMATCHED SETTLEMENT INSTRUCTIONS (ISD IN THE FUTURE AND A HOLD STATUS UPDATE DURING ITS LIFECYCLE)



A Settlement Instruction enters in T2S on business day 27.04.2016 as unmatched with ISD in the future (04.05.2016). There is a hold status update on 06.05.2016. As the last status update of the instruction was on 06.05.2016, the recycling period will be reached on 03.06.2016, therefore the settlement instruction will be cancelled at the EOD of 03.06.2016 (since 03.06.2016 – 06.05.2016 = 20 business days).

DIAGRAM XX - RECYCLING PERIOD FOR UNMATCHED SETTLEMENT INSTRUCTIONS (ISD IN THE PAST AND WITHOUT ANY STATUS UPDATE DURING ITS LIFECYCLE)



A Settlement Instruction enters in T2S on business day 27.04.2016 as unmatched with ISD in the past (26.04.2016). There is no status update after its acceptance. As the last status update (the acceptance of the

instruction) is later than the ISD, the end of the recycling period will be reached on 25.05.2016, therefore the settlement instruction will be cancelled at the EOD of 25.05.2016 (Since 25.05.2016 - 27.04.2016 = 20 business days).

**3 EUROSYSTEM UPDATE: pages 768ff. (UDFS-Chapter 1.6.5.7.6 Billing Data Collection Process);  
Follow-up of CR 597**

For clarification purposes a footnote should be added to the service items listed below. In this footnote a reference to all relevant messages that are used to maintain static data for auto-/client-collateralization should be given.

\*The wording proposal is based on the updates included in [T2S-0597-SYS](#) (T2S should identify static data-related transmissions for Central Bank auto-collateralisation and client-collateralisation separately for billing process)

UDFS-Chapter 1.6.5.7.6 Billing Data Collection Process, pages 768ff.

Add a footnote on every page with relation to the Service Items

- Transmissions (inbound) maintain static data auto-collateralization
- Transmissions (inbound) maintain static data client-collateralization
- Transmissions (outbound) maintain static data auto-collateralization
- Transmissions (outbound) maintain static data client-collateralization
- Messages bundled into a file (inbound) maintain static data auto-collateralization
- Messages bundled into a file (inbound) maintain static data client-collateralization
- Messages bundled into a file (outbound) maintain static data auto-collateralization
- Messages bundled into a file (outbound) maintain static data client-collateralization

Footnote should be added in column "Further Information" at the end of the last sentence.

Footnote: "The relevant messages to maintain static data for auto-/client-collateralization are listed in UDFS 1.2.3.1"

**4 EUROSYSTEM UPDATE [INC 190426]: page 1258 (UDFS-Chapter 3.3.5.1.1 Overview and scope of the message); Clarification regarding BAH**

Update of BAH chapter to clarify in which cases admi.007 is sent without BAH. This clarification is already included in chapter 3.3.2.3.1 "Overview and scope of the message" for admi.007. As the description in chapter 3.3.5.1.1 is not correct as it is now, it should be changed here as well due to consistency reasons.

UDFS-Chapter 3.3.5.1.1 Overview and scope of the message, page 1258

[...]

An ISO 20022 Message together with its Business Application Header forms a Business Message.

~~In case the following Business rules occur, the ReceiptAcknowledgement is sent by T2S without BAH:~~

~~||FV001; ||FV002; ||FV007; ||FV008; ||MS001; ||MS002.~~

The ReceiptAcknowledgement is in general sent by T2S without BAH. Only in case it is sent as response to the ReportDetailQueryRequest (admi.005) the BAH is attached.

**5 EUROSYSTEM UPDATE: page 477 (UHB-Chapter 2.4.1.18 Available Report - Statement of Settled Intra-Position Movements - Details Screen); Follow-up of CR 549**

The cumulative quantity which was settled on the current business day/during the reporting period will be reported.

The information about how the quantities are reported needs to be updated regarding the field 'Status Update Settled Settlement Quantity' in the UHB.

Follow-up of [T2S-0549-SYS](#) (Statement of Transactions and Statement of Settled Intra-Position Movements reporting for Partially Settled transactions to be made SMPG compliant)

[UHB-Chapter 2.4.1.18 Available Report - Statement of Settled Intra-Position Movements - Details Screen, page 477](#)

Previously Settled Quantity	Shows the quantity settled before the reporting period.
Status Update Settled Settlement Quantity	Shows the number of securities settled in the current status update.

**6 EUROSYSTEM UPDATE [T2SQ-4753]: page 562 (UHB-Chapter 2.4.2.6 Inbound Messages – Search/List Screen); Correction of default value**

There is an inconsistency between implementation and the UHB (Inbound Messages – Search/List Screen). The default value implemented for the field "Entry Business Date from" is "Current Business Date – 1" whereas the UHB is referring to the "Current Business Day" as default. As the behaviour implemented is how it is foreseen and should be, the UHB needs to be corrected accordingly.

[UHB-Chapter 2.4.2.6 Inbound Messages – Search/List Screen, page 562](#)

Entry Business Date from(*)	<p>Enter the lower bound of the search range for the business date of the message entry or use the calendar icon.</p> <p>Required format is: YYYY-MM-DD</p> <p>Default value is the current business date - 1 if the 'Inbound Individual Message' or the 'Received Communication Identification' is not populated from the previous screen.</p> <p>The 'Entry Date from' date must be earlier than or equal to the current business date and earlier than the 'Entry Date to' date.</p> <p>Reference for error message: [2105]</p> <p>I QMPC073</p>
-----------------------------	---

**7 EUROSYSTEM UPDATE [PBI-161168]: pages 773-776 (UHB-Chapter 2.5.4.3 CMB – New/Edit Screen), page 1995 (UHB-Chapter 6.4.2.54 CMB – New/Edit Screen); Inclusion of Business Rule**

The UHB has to be amended in order to trace the BR DCU6053 "When performing a Credit Memorandum Balance update request, there can be no instances of Receiving Securities Account with overlapping validity periods for the same CMB." and relevant error code DCU6053 "Invalid Validity period for Receiving Securities Account".

[UHB-Chapter 2.5.4.3 CMB – New/Edit Screen, pages 773-776](#)



Receiving Securities Account Number\*

Enter the identification of the receiving securities account related to the credit memorandum balance.

Required format is: max. 35 characters.

If the related 'Valid from' date is earlier than the current date, this field is read-only in edit screen.

References for error messages [1981]:

- DCC6025
- DCC6043
- DCC6044
- DCC6045
- DCC6053
- DCC6054
- DCC6055
- DCU6025
- DCU6043
- DCU6044
- DCU6045
- DCU6046
- DCU6053
- DCU6054
- DCU6055
- DCU6060
- DCU6063

If a future one is not already present, you can only enter a new value.

Valid from\*

Enter the date from which the link between the credit memorandum balance and receiving securities account is valid or use the calendar icon.

Required format is: YYYY-MM-DD

The 'Valid from' date must be later than the current date.

References for error messages [1981]:

- DCC6054
- DCU6053
- DCU6054
- DCU6055
- DCU6061

If a future one is not already present, you can only enter a new value.

Submit

This function enables you to create or edit a credit memorandum balance.

Next screen:

- CMBs – search/list screen [758]

After a CMB creation request is completed, if the DCA has account type equal to 'T2S Central Bank Account', a prompt is shown to the user with the following request:

'Credit Memorandum Balance Successfully created. Do you want to configure the Auto-Collateralization Limit now?'

In case the 'Yes' button is clicked the system opens New Limit screen with the following prefilled items:

- Limit type set to 'Auto-collateralisation';
- Limit amount set to 0;
- Valid From set to business date;
- T2S Dedicated Cash Account Number;
- Authorized BIC set to 'BIC Matching – Wildcard Pattern'.

References for error messages [1981]:

- DCC6001
- ...
- DCU6051
- DCU6053
- DCU6054
- ...

UHB-Chapter 6.4.2.54 CMB – New/Edit Screen, page 1995 (References for Error Messages)

Reference for error message	Field or Button	Error Text	Description
<u>DCU6053</u>	<ul style="list-style-type: none"> <li>■ <u>Receiving Securities Account Number field</u></li> <li>■ <u>Valid from field</u></li> <li>■ <u>Submit button</u></li> </ul>	<p><u>Invalid validity period for Receiving Securities Account</u></p>	<p><u>When performing a Credit Memorandum Balance update request, there can be no instances of Receiving Securities Account with overlapping validity periods for the same CMB.</u></p>

**8 EUROSYSYSTEM UPDATE [PBI-161300]: pages 870-872 (UHB-Chapter 2.5.6.4 Grant/Revoke Cross-System Entity Object Privilege – Details Screen), page 872 (UHB-Chapter 2.5.6.5 Grant/Revoke Cross-System Entity Object Privilege – New/Edit Screen); Clarification regarding cross-border privilege granting**

The UHB needs to be updated to clarify the behaviour of the system when a privilege has to be granted cross-border. When assigning an object privilege cross-border the related system privilege should be granted directly and not via role.

UHB-Chapter 2.5.6.4 Grant/Revoke Cross-System Entity Object Privilege – Details Screen, pages 870-872

**Context of Usage**

This screen displays detailed information on (the selected) object privileges to be granted or revoked in cross-system entity mode. Only directly assigned privileges are available

for cross-system entity object privilege granting. You can check the data and proceed further by clicking on the buttons below.

Check

When you click on this button, the system checks if the selected system privilege has been already directly granted to the grantee (privileges assigned via role are not available for cross-system entity object privilege assignment). In case of positive result, the system shows the list of objects privileges.

Otherwise, no object privileges can be granted. You can only change 'privilege category' and 'privilege name' and execute a new check.

Next screen:

■ *Grant/revoke cross-system entity object privilege – details* screen

UHB-Chapter 2.5.6.5 Grant/Revoke Cross-System Entity Object Privilege – New/Edit Screen, page 872

#### Context of Usage

This screen contains a number of fields regarding granting and revoking object privileges in cross-system entity mode, which is available only on directly assigned privileges. You can enter new data or edit existing data. Afterwards you can proceed further by clicking on the button(s) below.

This screen is not relevant for CSD participant and payment bank users.

#### 9 EUROSYSTEM UPDATE [PBI-159518]: page 916 (UHB-Chapter 2.5.6.14 Roles – Search/List Screen), page 2289 (UHB-Chapter 6.4.2.147 Roles – Search/List Screen); Inclusion of Business Rule DRD6050

When deleting a role which is granted to a party or a user, the software currently prevents such deletion to avoid inconsistencies among the involved static data entities. The rejection is triggered by the business rule DRD6050 which is undefined in the SDD. Therefore it needs to be included in the UHB.

UHB-Chapter 2.5.6.14 Roles – Search/List Screen, page 916

Delete

This function enables you to delete the selected role, after confirmation. Upon clicking on the delete button you will be asked to enter your PIN for digital signature purposes (NRO). With the entry of the PIN, T2S attaches a digital signature to the instruction entered by the T2S actor.

Next screen:

■ Roles – search/list screen

If the status of the selected role is already set to 'Deleted', this function is not available.

References for error messages [2288]:

■ DRD6001

■ DRD6003

■ DRD6050

UHB-Chapter 6.4.2.147 Roles – Search/List Screen (References for Error Messages)

Reference for error message	Field or Button	Error Text	Description
<u>DRD6050</u>	<u>I Delete button</u>	<u>The Role cannot be revoked due to a priority constraint.</u>	<u>A Role cannot be deleted if there still are valid instances of the following entities linked to it: Role Party, Role User.</u>

**10 EUROSYSYSTEM UPDATE [T2SQ-4789]: pages 1011-1012 (UHB-Chapter 2.5.8.3 Routing – New/Edit Screen); Clarification regarding routing configuration**

The format of the “Size (Lower Bound)” and “Size (Upper Bound)” fields on the “Routing – New/Edit Screen” is expressed as dimension in kilobyte. Currently the UHB just specifies “Integer” as format to be filled in. Therefore a clarification is needed to explain that the values of the size boundaries need to be entered as kilobyte.

UHB-Chapter 2.5.8.3 Routing – New/Edit Screen, pages 1011-1012

Size (Lower Bound)	<p>Enter the lower bound of the number format for file or message based network services.</p> <p>Required format is: Integer (<u>as kilobyte</u>)</p> <p>References for error messages [2289]:</p> <ul style="list-style-type: none"> <li>I DRCW006</li> <li>I DRCW008</li> <li>I DRCW013</li> <li>I DRUW007</li> <li>I DRUW009</li> <li>I DRUW013</li> <li>I DRUW014</li> </ul> <p>If ‘Default Routing’ is selected, this field is read-only.</p>
Size (Upper Bound)	<p>Enter the upper bound of the number format for file or message based network services.</p> <p>Required format is: Integer (<u>as kilobyte</u>)</p> <p>References for error messages [2289]:</p> <ul style="list-style-type: none"> <li>I DRCW006</li> <li>I DRCW008</li> <li>I DRCW009</li> <li>I DRCW013</li> <li>I DRUW007</li> <li>I DRUW009</li> <li>I DRUW013</li> <li>I DRUW014</li> </ul>

If 'Default Routing' is selected, this field is read-only.

**11 EUROSYSTEM UPDATE [SDD-PBR-0008; T2SQ-4788]: page 2360 (UHB-Chapter 6.4.2.168 Security CSD Link – Details Screen), page 2368 (UHB-Chapter 6.4.2.170 Security CSD Links – Search/List Screen); Amendment of Business Rule Description**

Business rule DSD4001 should be amended to correctly reference Security CSD Links.

UHB-Chapter 6.4.2.168 Security CSD Link – Details Screen, page 2360 (References for Error Messages)

Reference for error message	Field or Button	Error Text	Description
DSD4001	<ul style="list-style-type: none"> <li>■ Issuer/Investor Parent BIC field</li> <li>■ Issuer/Investor Party BIC field</li> <li>■ Restore button</li> <li>■ Delete button</li> </ul>	Requestor not allowed	<u>Security CSD Account</u> Links can only be deleted/restored by a CSD or External CSD. A user can only delete/restore <u>Security CSD Account</u> Links where the <u>Issuer/Investor</u> CSD belongs to him according the hierarchical model.

UHB-Chapter 6.4.2.170 Security CSD Links – Search/List Screen, page 2368 (References for Error Messages)

Reference for error message	Field or Button	Error Text	Description
DSD4001	<ul style="list-style-type: none"> <li>■ Issuer/Investor Parent BIC field</li> <li>■ Issuer/Investor Party BIC field</li> <li>■ Restore button</li> <li>■ Delete button</li> </ul>	Requestor not allowed	<u>Security CSD Account</u> Links can only be deleted/restored by a CSD or External CSD. A user can only delete/restore <u>Security CSD Account</u> Links where the <u>Issuer/Investor</u> CSD belongs to him according the hierarchical model.

**Outcome/Decisions:**

\* CRG on 16 November 2016: The CRG took note of the CRG comments during the CRG written procedure from 4 to 10 November 2016 and agreed to have a new written procedure on the updated Change Request.

\* CRG on 22 November 2016: During a CRG written procedure from 17 to 22 November 2016, the CRG recommended the approval of the Change Request.

\* OMG on 29 November 2016: During the OMG written procedure from 22 - 29 November 2016, the Operations Managers Group did not identify any blocking operational impact of the Change Request.

\* Advisory Group on 30 November 2016: During the Advisory Group meeting on 30 November 2016, the AG was in favour of approving the Change Request.

\* CSD Steering Group on 2 December 2016: Following a written procedure from 23 November 2016 to 2 December

2016, the CSG adopted the resolution to approve the Change Request.